

LEOPARD 32 M/Y ATHOS



AMAZING SPORTY AND VERY FAST 32 MT PLEASURE YACHT, WITH VERY ELEGANT SLEEK AND MODERN LINES WITH COMFORTABLE AND LUXURIOUS INTERIOR AND EXTERIOR ACCOMMODATIONS.



POWERED BY THREE 2000 HP MTU ENGINES AND DRIVEN BY THREE KAMEWA HYDROJETS, THIS YACHT IS CAPABLE OF REACHING MAX 38 KNOTS WITH A CRUISING SPEED OF 28 KNOTS.



BOW VIEW



THE RELAX / SUNDECK BOW AREA



STERN VIEW



THE AMAZING STERN SUNDECK AREA



THE EXCLUSIVE AND COMFORTABLE DINING AREA



THE FLYBRIDGE WITH EXTRA LARGE SUNDECK



THE FLYBRIDGE WITH
TABLE AND JACUZZI



THE FLYBRIDGE CONTROL PANEL



THE LOUNGE WITH DINING ROOM AND ORIGINAL BAR
OFFERS THE BEST HOSPITALITY AT ALL LEVELS



THE LOUNGE WITH DINING ROOM AND ITS LARGE TABLE UP TO 12 PERSON



THE MAIN CONTROL PANEL



THE LARGE AND LUXURIOUS OWNER'S CABIN




THE LARGE AND LUXURIOUS OWNER'S CABIN



THE VIP CABIN



THE VIP CABIN



ONE COMFORTABLE CABIN WITH A DOUBLE BED



ONE TWIN PLUS A PULLMAN BED



THE NEW LARGE CABIN WITH A COMFORTABLE DOUBLE BED



THE NEW LARGE CABIN WITH A COMFORTABLE DOUBLE BED



ON THE LOWER DECK, TOWARDS THE STERN, IS THE LARGE GALLEY

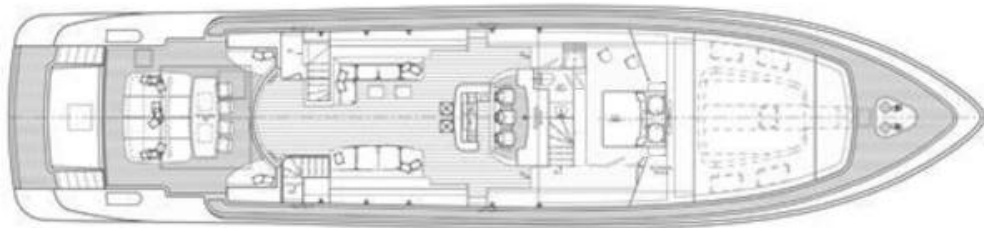
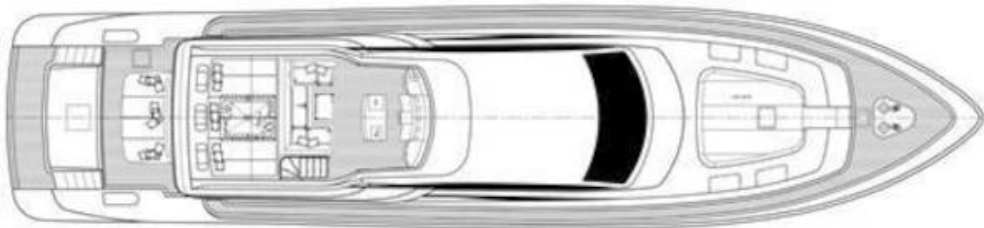


THE TRANSOM BOASTS A FAST TENDER, A SKI JET, 2 SEA BOBS
AND A WIDE RANGE OF THE MOST TRENDY TOYS



TECHNICAL SPECIFICATIONS

LAYOUT



PRINCIPAL DIMENSIONS

LENGTH OVERALL	32,20 M
FULL LENGTH	31,70 M
BEAM	7,35 M
DRAFT	1,20 M
DISPLACEMENT APPROX.	176 T
FUEL CAPACITY	12000 L
WATER CAPACITY (INCL. GALORIFIER)	4000 L

ENGINES AND GENERATORS

MAIN ENGINES	3 MTU 16V2000 M92
GENERATORS	2 KOHLER 45 KW
WATERMAKER	IDROMAR 250 L/H
JET PROPULSION	3 KAMEWA

OTHER SPECIFICATIONS

MAXIMUM SPEED	38 KNOTS
CRUISING SPEED	28 KNOTS
HOURLY CONSUMPTION	800/1200 LT/HOUR
RANGE	300 MILES
ACCOMODATIONS	5 CABINS - 11 BEDS
CABINS CONFIGURATION	2 QUEEN, 2 DOUBLE, 1 TWIN (WITH 3RD BED)
BATHROOMS	5 + 2 CREW
CREW CABINS	2 FOR 5 SEATS